

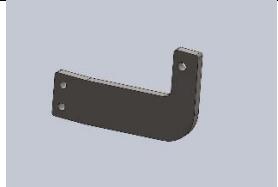


## DROP HITCH REINFORCEMENT PLATE INSTALLATION GUIDE

This guide will assist you with installing the drop hitch reinforcing plates on your Reel Lift HydraBed.

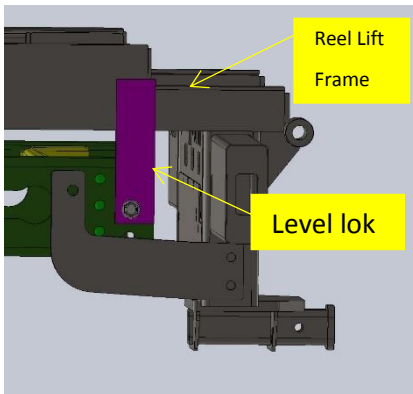
**WARNING!** To avoid damage to vehicle, check hole locations on inside and outside of truck frame making sure that **ALL** wiring, lines, fuel tanks, etc. are clear before any holes are drilled in the vehicle frame.

The following parts are included with this kit:

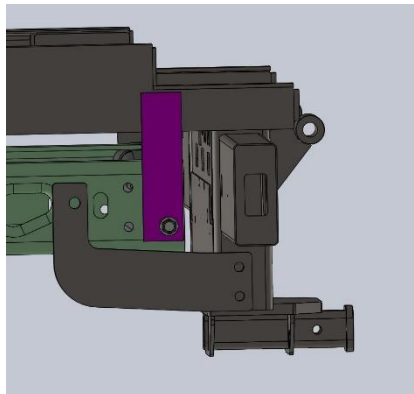
Item No.	Description	Quantity	
1	5/8" x 2-1/4" bolts 5/8" nyloc nuts	4 4	
2	3/4" x 2-1/4" bolts 3/4" nyloc nuts	2 2	
3	Drop hitch reinforcing plates	2	

1. Hold one of the reinforcing plates, (**Item 3**) up to the driver side of the vehicle frame according to the picture(s). Plates are identical and can be used for either side. Shown in the pictures are the rear level lok (purple) for the Chevrolet, Dodge and Ford trucks.

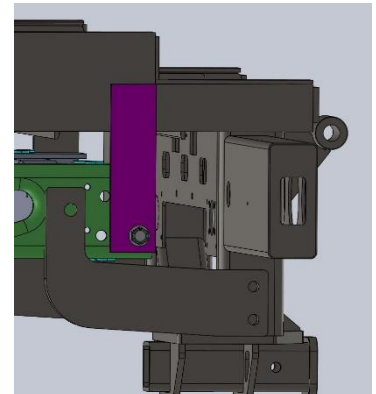
**Note:** There is a new design of the rear level lok for Ford truck applications. Compare the installed level lok with the picture to reference your installation.



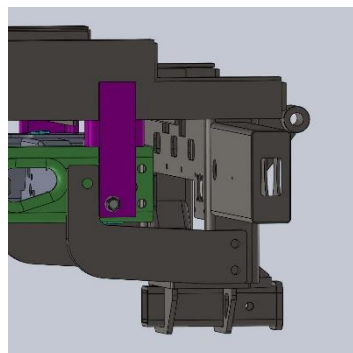
Chevrolet Level lok



Dodge Level lok



Ford Level lok - Old



Ford Level lok - New



2. Mark drill hole locations on the truck frame and Reel Lift drop hitch vertical tube using the reinforcing plate as a template.



**WARNING!** To avoid damage to vehicle, check hole locations on inside and outside of truck frame making sure that **ALL** wiring, lines, fuel tanks, etc. are clear before any holes are drilled in the vehicle frame.

3. Drill the marked hole locations using a  $\frac{3}{4}$ " drill bit for the hole in the vehicle frame and a  $\frac{5}{8}$ " drill bit for the two (2) holes in the vertical tube.
4. Install the reinforcing plate using two (2)  $\frac{5}{8}$ " bolts and  $\frac{5}{8}$ " nyloc nuts (**Item 1**) and one (1)  $\frac{3}{4}$ " bolt and  $\frac{3}{4}$ " nyloc nut (**Item 2**).
5. Repeat steps 1-4 for the passenger side of the vehicle.



Completed installation Ford – Driver Side



Completed Installation Ford – Passenger Side